









































Grapheme and mnemonic	Picture card	Pronunciation phrase	Formation phrase
 <b>s</b>	 snake	Show your teeth and and let the s hiss out <b>ssssss ssssss</b>	Under the snake's chin, slide down and round its tail.
 <b>a</b>	 astronaut	Open your mouth wide and make the <b>a</b> sound at the back of your mouth <b>a a a</b>	Around the astronaut's helmet and down into space.
 <b>t</b>	 tiger	Open your lips; put the tip of your tongue behind your teeth and press <b>t t t</b>	From the tiger's nose to its tail, then follow the stripe across the tiger.
 <b>p</b>	 penguin	Bring your lips together, push them open and say <b>p p p</b>	Down the penguin's back, up and around its head.
 <b>i</b>	 iguana	Pull your lips back and make the <b>i</b> sound at the back of your mouth <b>i i i</b>	Down the iguana's body, then draw a dot [on the leaf] at the top.
 <b>n</b>	 net	Open your lips a bit, put your tongue behind your teeth and make the <b>nnnnn</b> sound <b>nnnnn</b>	Down the stick, up and over the net.
 <b>m</b>	 mouse	Put your lips together and make the <b>mmmmm</b> sound <b>mmmmm</b>	Down, up and over the mouse's ears, then add a flick on the nose.

Grapheme and mnemonic	Picture card	Pronunciation phrase	Formation phrase
 d	 duck	Put your tongue to the top and front of your mouth and make a quick <b>d</b> sound <b>d d d</b>	Round the duck's body, up to its head and down to its feet.
 g	 goat	Give me a big smile that shows your teeth; press the middle of your tongue to the top and back of your mouth; push your tongue down and forward to make the <b>g</b> sound <b>g g g</b>	Round the goat's face, up to his ear; down and curl under his chin.
 o	 octopus	Make your mouth into round shape and say <b>o o o</b>	All around the octopus.
 c	 cat	Open your mouth into a little smile; make your tongue flat and move it up towards the top of your mouth to say <b>c c c</b>	Curl around the cat.
 k	 kite	Open your mouth into a little smile; make your tongue flat and move it up towards the top of your mouth to say <b>k k k</b>	Down the kite, up and across, back and down to the corner.
 ck	 sock	Open your mouth into a little smile, make your tongue flat and move it up towards the top of your mouth to say <b>c c c</b>	c Curl round the heel of the sock. k Down the sock, up and across, back and down and to the corner.  <b>Catchphrase:</b> Rock that sock!
 e	 elephant	Open your mouth wide and say <b>e e e</b>	Around the elephant's eye and down its trunk.

Grapheme and mnemonic	Picture card	Pronunciation phrase	Formation phrase
 u	 umbrella	Open your mouth wide and say u u u	Down and around the umbrella, stop at the top and down to the bottom and flick
 r	 rainbow	Show me your teeth to make a rrrrr sound rrrrr rrrrr	From the cloud to the ground, up the arch and over the rainbow.
 h	 helicopter	Open your mouth and breathe out sharply h h h	Down, up and over the helicopter
 b	 bear	Put your lips together and say <b>b</b> as you open them <b>b b b</b>	Down bear's back, up and round his big tummy.
 f	 flamingo	Open your lips a little; put your teeth on your bottom lip and push the air out to make the sound <b>ffff</b> <b>ffff</b>	Down the flamingo's neck, all the way to its foot, then across its wings.
 l	 lollipop	Open your mouth a little; put your tongue up to the top of your mouth, behind your teeth, and press <b>llll</b> <b>llll</b>	All the way down the lollipop.

